

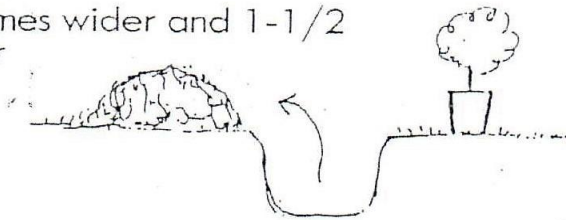


# San Gabriel Nursery & Florist

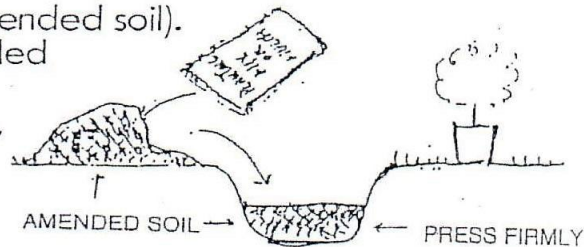
632 South San Gabriel Boulevard, San Gabriel, California 91776  
626.286.3782 ❖ 626.286.0787

## Shrubs & Trees Planting Guide

1. Dig hole 2 to 3 times wider and 1-1/2 to 2 times deeper than container.



2. Mix mulch with soil (amended soil). Fill the hole with amended soil to a level slightly shallower than rootball, press firmly and adjust depth with more soil if needed.




3. Gently loosen plant from container and pull out, being careful not to break or damage rootball.

4. Set plant in hole and fill with amended soil around rootball. Press soil firmly.

**IMPORTANT—DO NOT PLANT TOO DEEP.**

Set rootball 2-4 inches higher than ground level. Never cover original soil level.



5. Make large basin around plant that will hold at least 3 inches of water. Add Vitamin B1 if preferred (2 Tbs. to 1 gal. water). Fill twice, thereafter water as needed. Avoid drying out or keeping soggy wet.

